

MONTHLY TDT ANALYSIS

Statistical and Graphical Reports for month ending October 31, 2024

Clerk of Court &
Comptroller
Report for Month
Ending
October 31, 2024

November 30, 2024

Tourist Development Council
Bay County, Florida



Council Members:

Attached please find statistical and graphical reports for the month ending October 31st, 2024. Reports included herein include the following:

1. The "Cash Collection Analysis" report reflects actual dollars collected for the period and may include monies for past due taxes from previous reporting periods. This is typically the result of enforcement actions and/or payments against delinquent accounts.
2. The "Cash/Accrual Breakdown" represents the attribution of collected revenue. As collection is an ongoing process, numbers will change as earnings are applied to the period in which they were earned.
3. Statistical and graphic data are presented in accordance with guidelines established by Florida Statute and are based on Gross Rental Receipts reported.

Please be advised that there are inherent limitations to these reports that include but are not limited to:

1. All information is unaudited.
2. Statistical and graphic reports are only for Panama City Beach as Mexico Beach and Panama City have limited property counts.
3. "Gross Receipts" represent only one element in the calculation of the taxes owed.
4. Third party data obtained to provide enhanced statistical data, such as bedroom count, is outside these regulations.
5. All statistics are based upon tax returns that have been submitted and paid, even when there is no income to report. Statistics are subject to change due to subsequent collections and future enforcement action.
6. Unit counts for hotels, motels, and miscellaneous properties are obtained from representatives of those properties.
7. Miscellaneous properties include campgrounds, apartments, duplex / multifamily and timeshare properties.

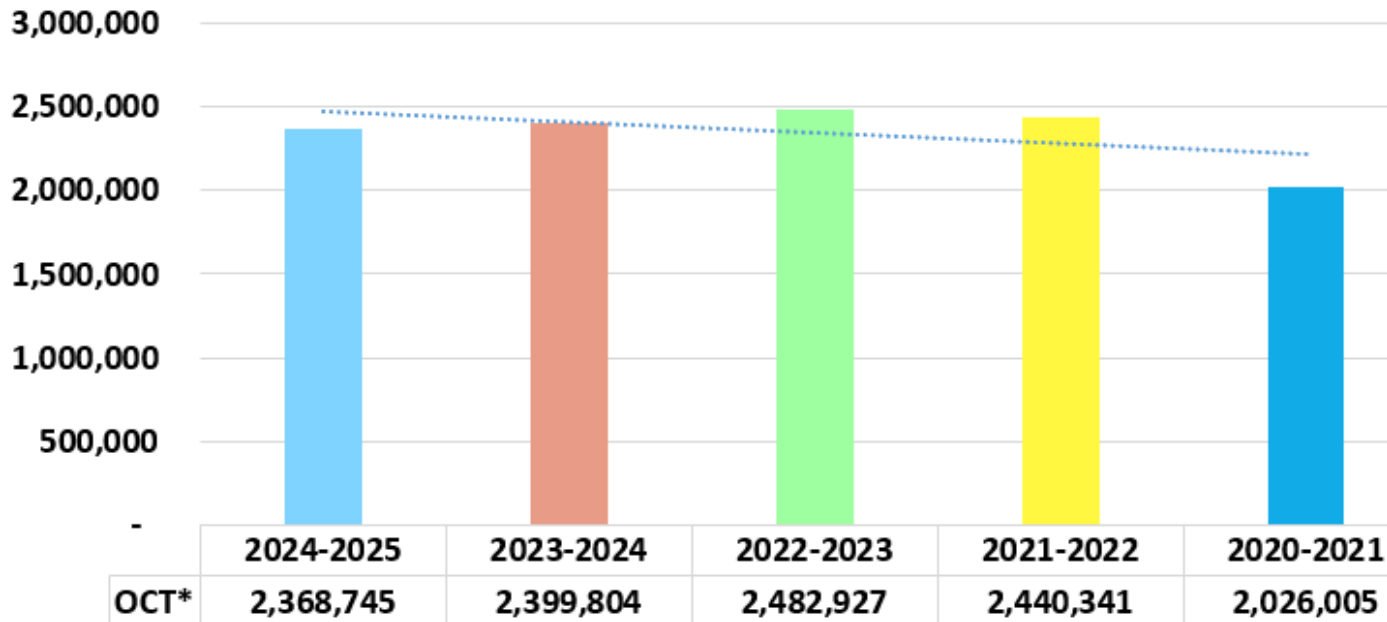
If I can be of further assistance to the Council, or should you wish to discuss this report further, please do not hesitate to contact me.

Sincerely,

Bill Kinsaul
Clerk of Court and Comptroller

Cash Collection Analysis: Panama City Beach

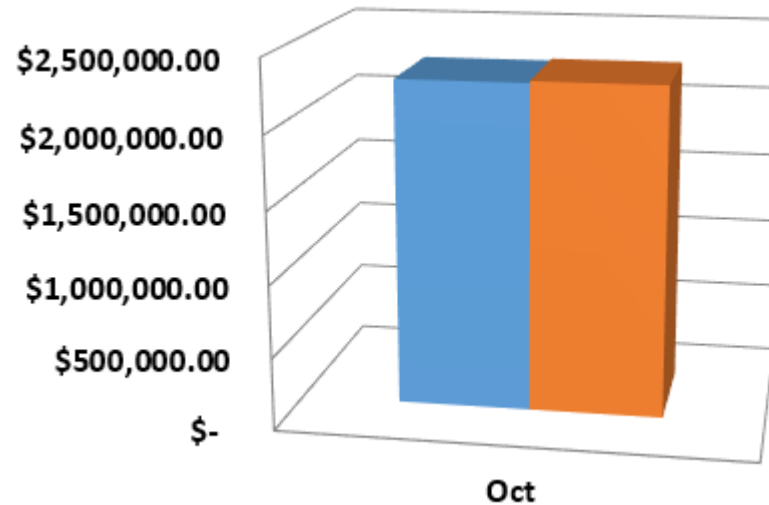
For the month ending
October 31, 2024



*Note: This report represents collections on a cash basis. The collection period is indicative of all cash receipts generated in the following month (i.e. February period collections are generated March 1st through March 31st; these figures will correspond with the March column in the Cash Accrual Breakdown).

Accrual Attribution Data					
	2024/2025 As of	2023/2024 As of	Variance	Variance %	2023/2024
	11/30/24	11/30/23			FINAL 11/30/24
Oct	\$ 2,266,392.81	\$ 2,279,677.85	\$ (13,285.04)	-0.58%	\$ 2,315,977.15
Nov-Sep	\$ 11,994.78	\$ 27,080.83			
	\$ 2,278,387.59	\$ 2,306,758.68	\$ (13,285.04)	-0.58%	\$ 2,315,977.15

■ 2024/2025 As of 11/30/24 ■ 2023/2024 As of 11/30/23



		Collected in					
		<u>Nov</u>	<u>Dec</u>	<u>Jan</u>	<u>Feb</u>	<u>Mar</u>	
Attributed period	Pre	\$ 90,357.19					\$ 90,357.19
	Oct	\$ 2,266,392.81					\$ 2,266,392.81
	Nov	\$ 11,951.39					\$ 11,951.39
	Dec	\$ 43.39					\$ 43.39
	Jan						\$ -
	Feb						\$ -
	Mar						\$ -
	Apr						\$ -
	May						\$ -
	Jun						\$ -
	Jul						\$ -
	Aug						\$ -
	Sep						\$ -
	Post						\$ -
		\$ 2,368,744.78	\$ -	\$ -	\$ -	\$ -	\$ 2,368,744.78

*Note: This report delineates the attribution of collected revenue in a given reporting period.



Schedule of Collection Allocation

Panama City Beach

For the month and fiscal year ending October 2024 and 2023

For the month ending October 2024

For the month ending October 2023

	Current period	Prior periods	Total	Current period	Prior periods	Total
Taxes	2,272,544	77,767	2,350,311	2,291,309	80,689	2,371,998
Penalties	5,811	8,963	14,774	15,415	10,063	25,478
Interest	32	3,627	3,660	35	2,293	2,328
Total Collections	2,278,388	90,357	2,368,745	2,306,759	93,045	2,399,804

Fiscal year to date through October 2024

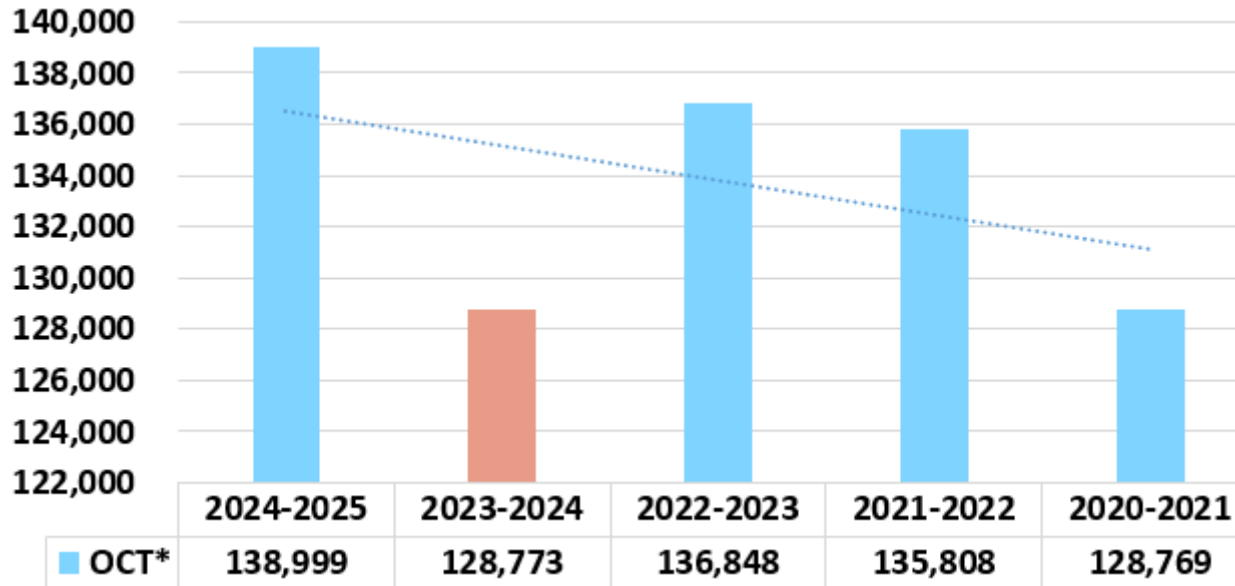
Fiscal year to date through October 2023

	Current period	Prior periods	Total	Current period	Prior periods	Total
Taxes	2,272,544	77,767	2,350,311	2,291,309	80,689	2,371,998
Penalties	5,811	8,963	14,774	15,415	10,063	25,478
Interest	32	3,627	3,660	35	2,293	2,328
Total Collections	2,278,388	90,357	2,368,745	2,306,759	93,045	2,399,804

Cash Collection Analysis:

Panama City

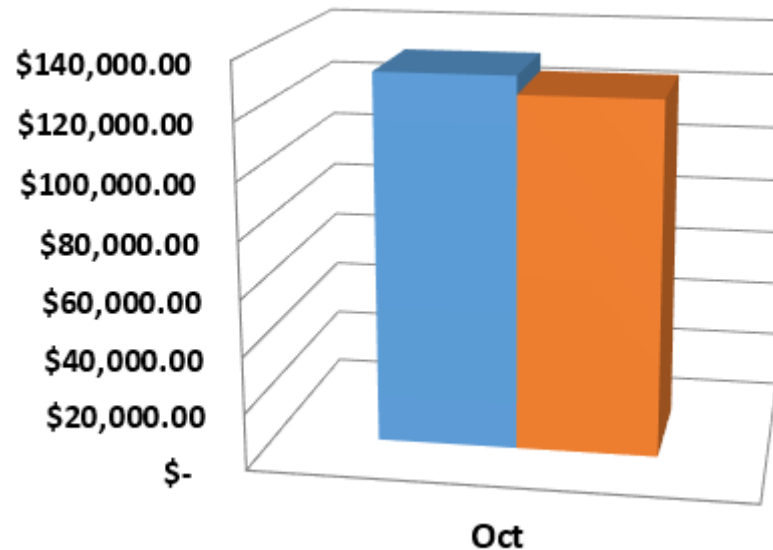
For the month ending
October 31, 2024



*Note: This report represents collections on a cash basis. The collection period is indicative of all cash receipts generated in the following month (i.e. February period collections are generated March 1st through March 31st; these figures will correspond with the March column in the Cash Accrual Breakdown).

Accrual Attribution Data					
	<u>2024/2025 As</u>	<u>2023/2024 As</u>	<u>Variance</u>	<u>Variance %</u>	<u>2023/2024</u>
	<u>of 11/30/24</u>	<u>of 11/30/23</u>			<u>FINAL 11/30/24</u>
Oct	\$ 131,451.02	\$ 125,023.61	\$ 6,427.41	5.14%	\$ 126,078.43
Nov-Sep	\$ -	\$ 184.71			
	\$ 131,451.02	\$ 125,208.32	\$ 6,427.41	5.13%	\$ 126,078.43

■ 2024/2025 As of 11/30/24 ■ 2023/2024 As of 11/30/23



Collected in						
	<u>Nov</u>	<u>Dec</u>	<u>Jan</u>	<u>Feb</u>	<u>Mar</u>	
Pre	\$ 7,548.47					\$ 7,548.47
Oct	\$ 131,451.02					\$ 131,451.02
Nov						\$ -
Dec						\$ -
Jan						\$ -
Feb						\$ -
Mar						\$ -
Apr						\$ -
May						\$ -
Jun						\$ -
Jul						\$ -
Aug						\$ -
Sep						\$ -
Post						\$ -
	\$ 138,999.49	\$ -	\$ -	\$ -	\$ -	\$ 138,999.49

Attributed period

*Note: This report delineates the attribution of collected revenue in a given reporting period.

Schedule of Collection Allocation Panama City

For the month and fiscal year ending October 2024 and 2023

For the month ending October 2024

	Current period	Prior periods	Total
Taxes	131,150	6,957	138,107
Penalties	300	532	832
Interest	1	60	60
Total Collections	131,451	7,548	138,999

Fiscal year to date through October 2024

	Current period	Prior periods	Total
Taxes	131,150	6,957	138,107
Penalties	300	532	832
Interest	1	60	60
Total Collections	131,451	7,548	138,999

For the month ending October 2023

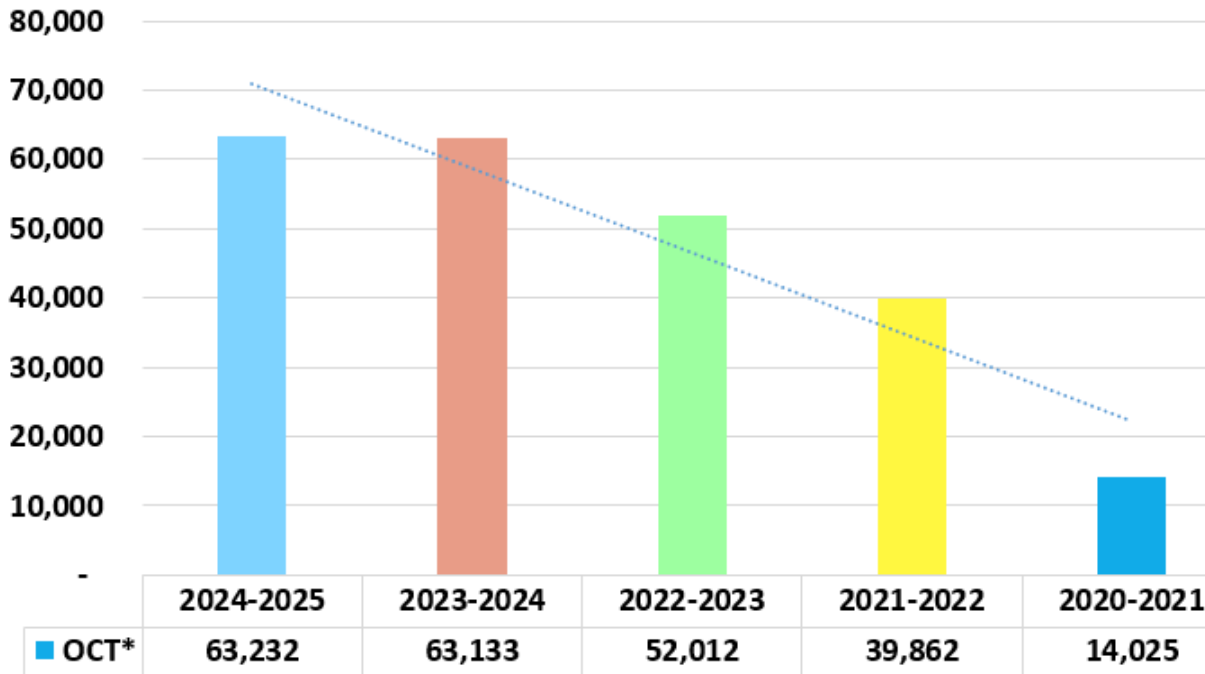
	Current period	Prior periods	Total
Taxes	125,158	2,841	127,999
Penalties	50	659	709
Interest	-	65	65
Total Collections	125,208	3,565	128,773

Fiscal year to date through October 2023

	Current period	Prior periods	Total
Taxes	125,158	2,841	127,999
Penalties	50	659	709
Interest	-	65	65
Total Collections	125,208	3,565	128,773

Cash Collection Analysis: Mexico Beach

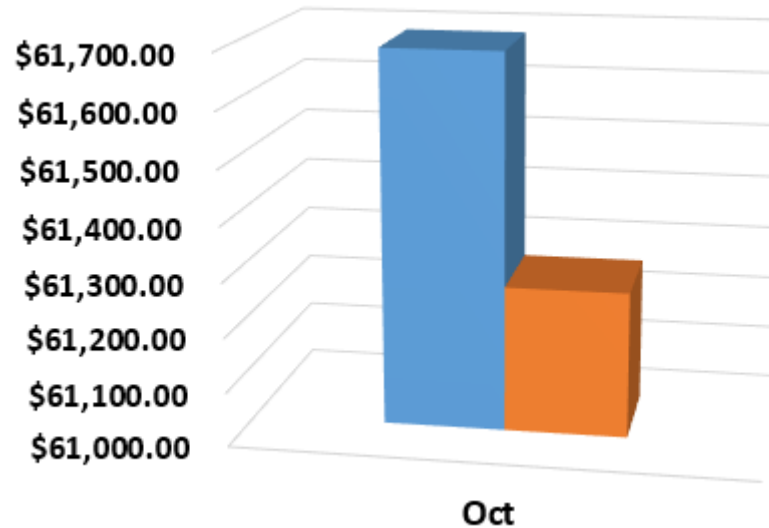
For the month ending
October 31, 2024



*Note: This report represents collections on a cash basis. The collection period is indicative of all cash receipts generated in the following month (i.e. February period collections are generated March 1st through March 31st; these figures will correspond with the March column in the Cash Accrual Breakdown).

Accrual Attribution Data					
	<u>2024/2025 As</u>	<u>2023/2024 As</u>	<u>Variance</u>	<u>Variance %</u>	<u>2023/2024</u>
	<u>of 11/30/24</u>	<u>of 11/30/23</u>			<u>FINAL 11/30/24</u>
Oct	\$ 61,688.94	\$ 61,267.82	\$ 421.12	0.69%	\$ 62,235.87
Nov-Sep	\$ 20.00	\$ 685.00			
	\$ 61,728.94	\$ 62,637.82	\$ 421.12	0.67%	\$ 62,235.87

■ 2024/2025 As of 11/30/24 ■ 2023/2024 As of 11/30/23



		Collected in					
		Nov	Dec	Jan	Feb	Mar	
Attributed period	Pre	\$ 1,522.83					\$ 1,522.83
	Oct	\$ 61,688.94					\$ 61,688.94
	Nov	\$ 20.00					\$ 20.00
	Dec						\$ -
	Jan						\$ -
	Feb						\$ -
	Mar						\$ -
	Apr						\$ -
	May						\$ -
	Jun						\$ -
	Jul						\$ -
	Aug						\$ -
	Sep						\$ -
	Post						\$ -
		\$ 63,231.77	\$ -	\$ -	\$ -	\$ -	\$ 63,231.77

*Note: This report delineates the attribution of collected revenue in a given reporting period.



Schedule of Collection Allocation Mexico Beach

For the month and fiscal year ending October 2024 and 2023

For the month ending October 2024

	Current period	Prior periods	Total
Taxes	61,509	1,271	62,779
Penalties	200	100	300
Interest	0	152	152
Total Collections	61,709	1,523	63,232

For the month ending October 2023

	Current period	Prior periods	Total
Taxes	61,293	917	62,210
Penalties	658	258	915
Interest	2	5	7
Total Collections	61,953	1,180	63,133

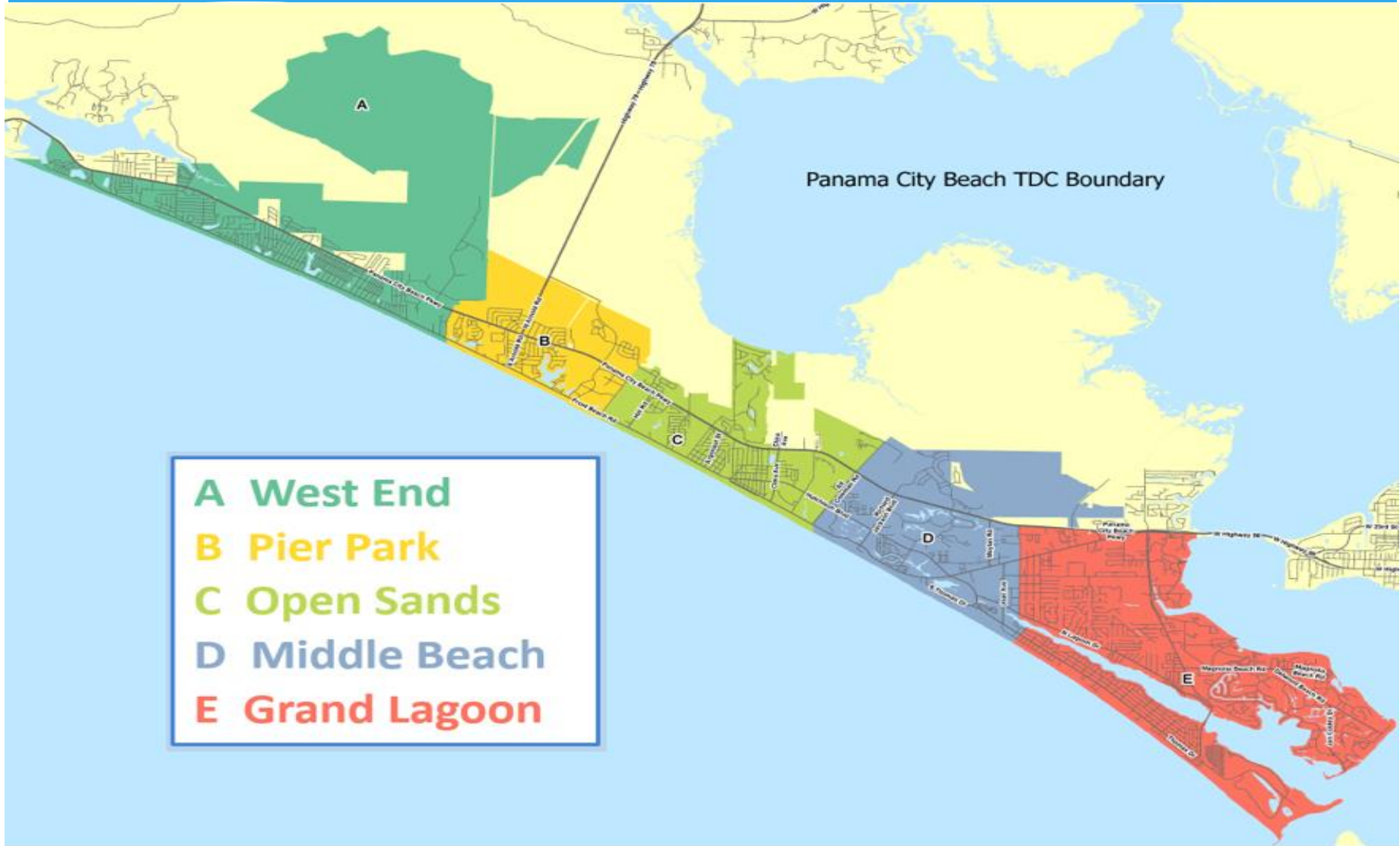
Fiscal year to date through October 2024

	Current period	Prior periods	Total
Taxes	61,509	1,271	62,779
Penalties	200	100	300
Interest	0	152	152
Total Collections	61,709	1,523	63,232

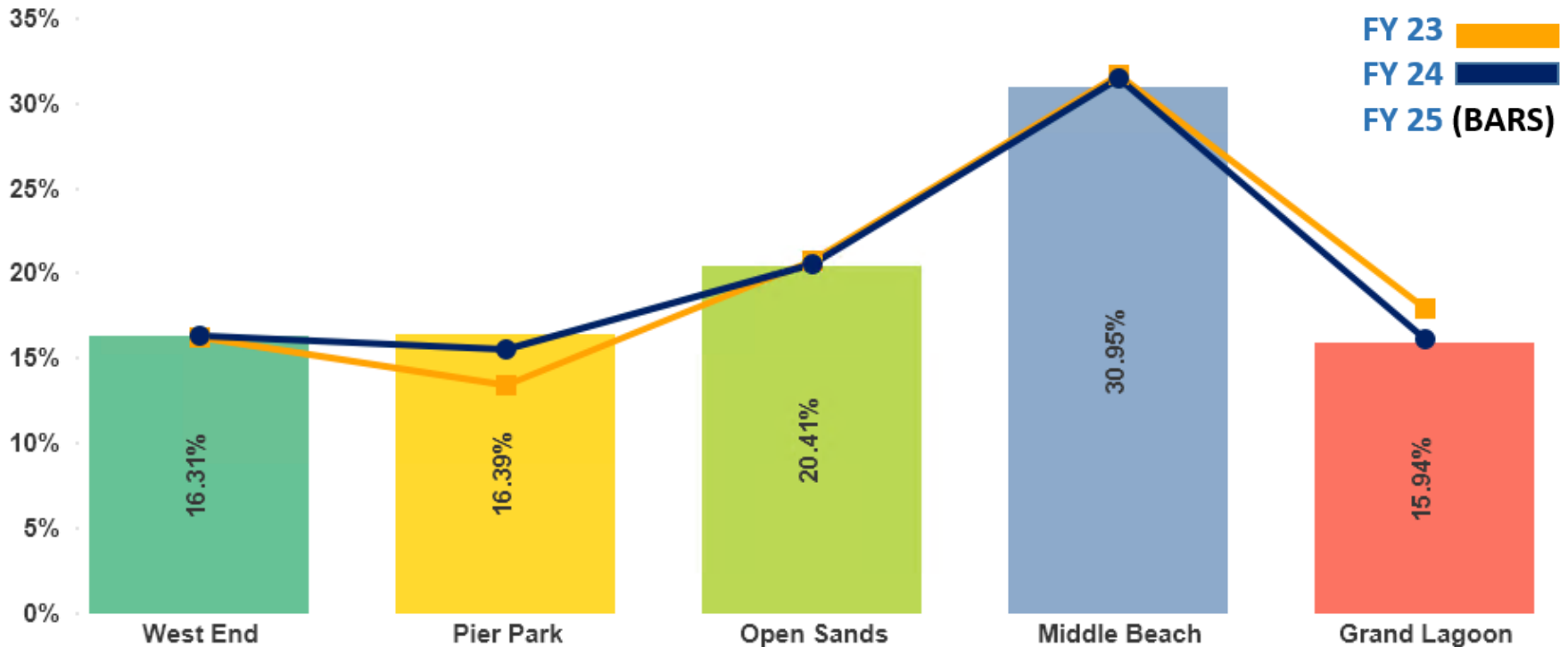
Fiscal year to date through October 2023

	Current period	Prior periods	Total
Taxes	61,293	917	62,210
Penalties	658	258	915
Interest	2	5	7
Total Collections	61,953	1,180	63,133

TDC Zones: Panama City Beach and Surrounding

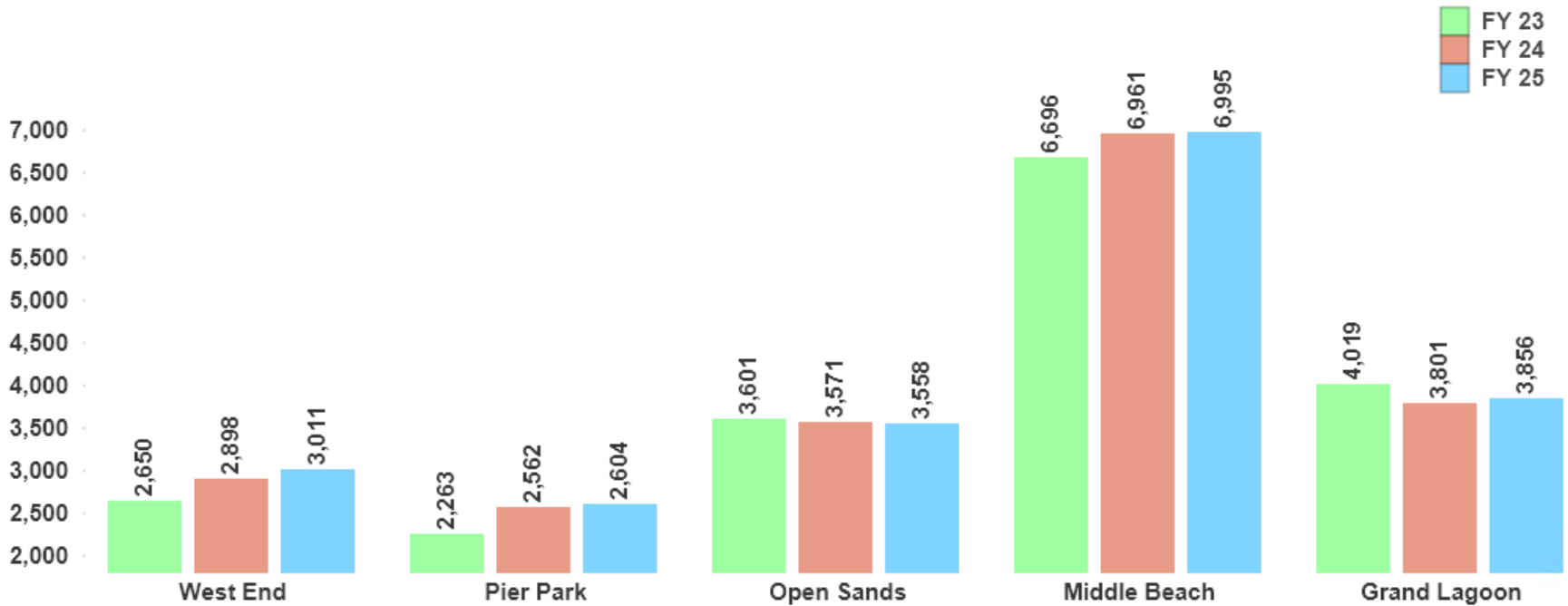


Annual % of Gross Receipts by Zones Three Year October Comparison



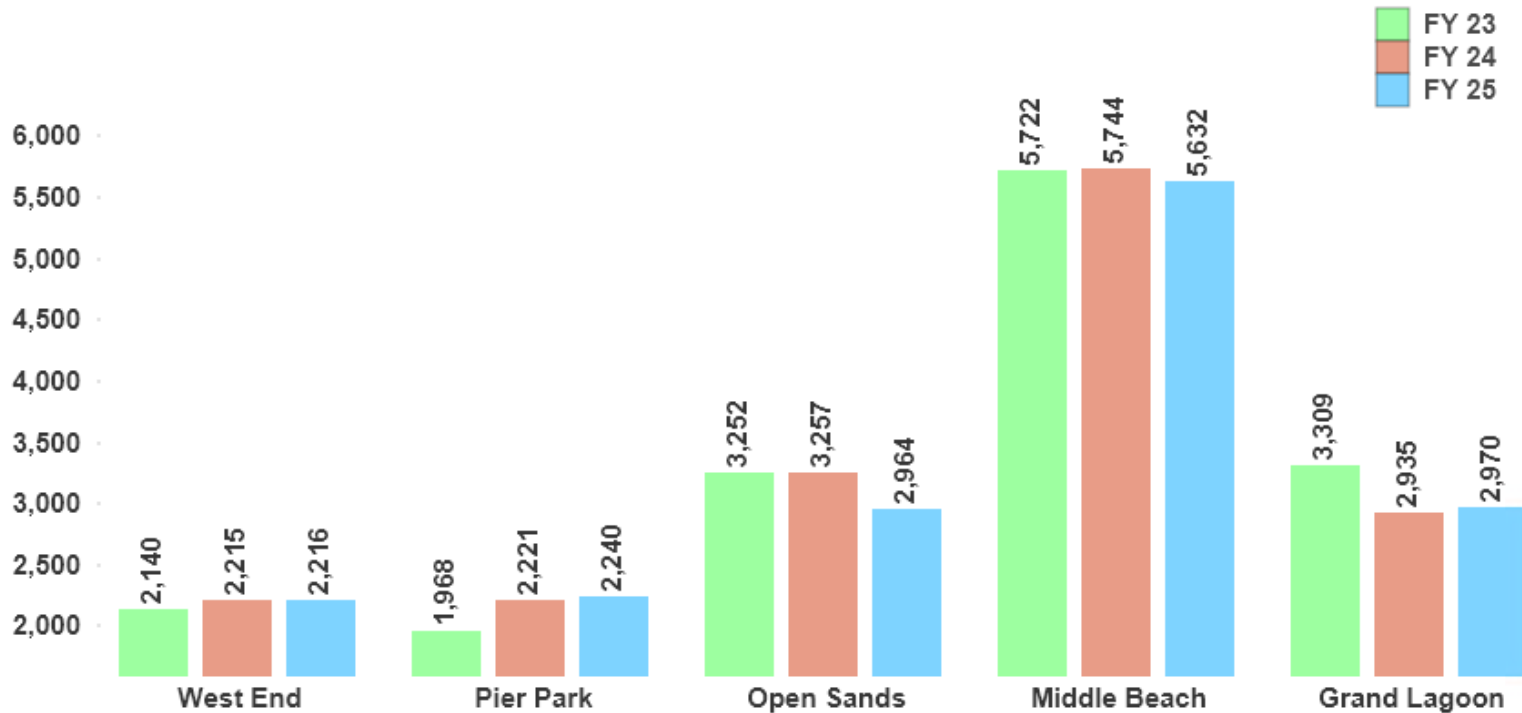
Oct	West End	Pier Park	Open Sands	Middle Beach	Grand Lagoon
FY23	16.26%	13.44%	20.73%	31.65%	17.93%
FY24	16.33%	15.51%	20.55%	31.49%	16.12%
FY25	16.31%	16.39%	20.41%	30.95%	15.94%

Total Unit Count Three Year October Comparison



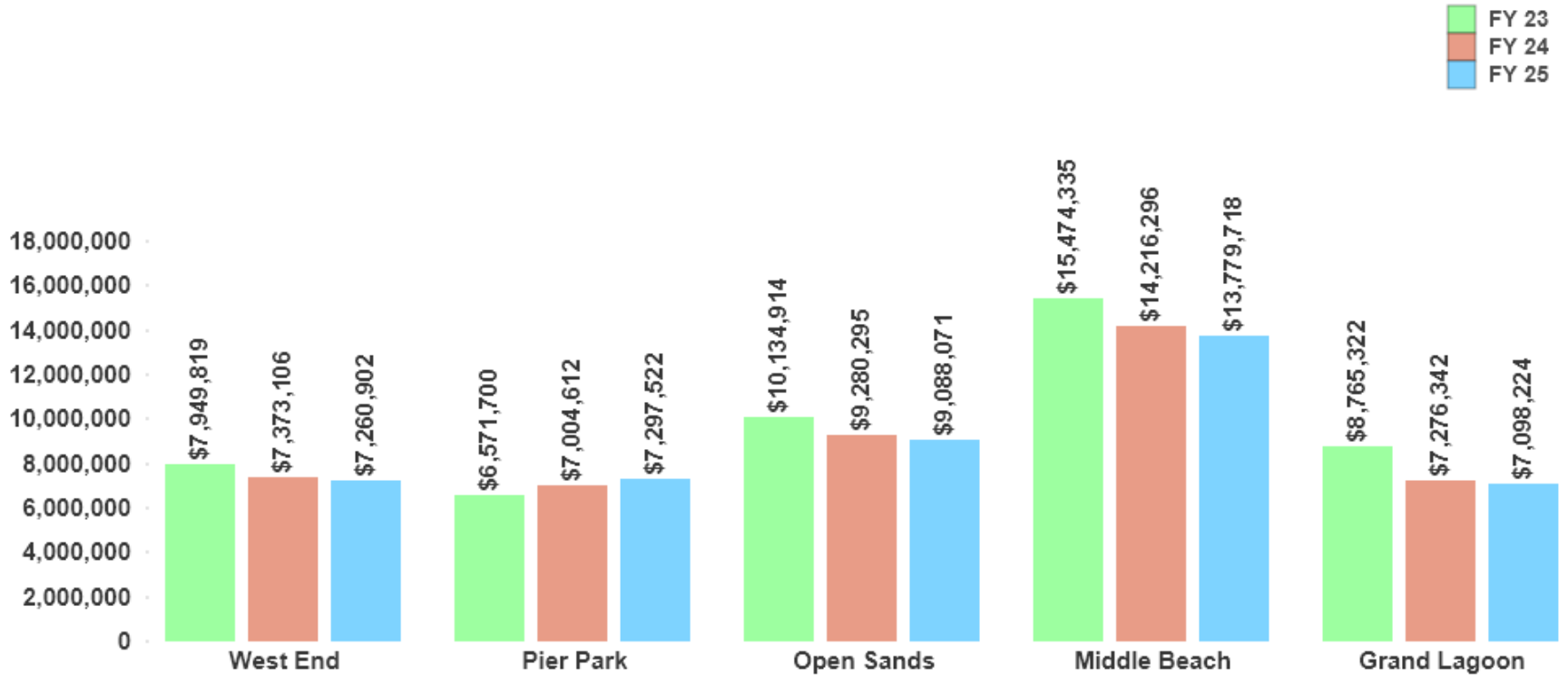
	Oct	Nov	Dec	Jan	Feb	Mar	Apr	May	Jun	Jul	Aug	Sep
FY 23	19,229	18,936	19,265	18,964	19,032	19,271	19,499	19,650	19,861	19,890	19,915	19,851
FY 24	19,793	19,839	20,121	19,897	20,115	20,439	20,264	20,393	20,490	20,427	20,423	20,452
FY 25	20,024											

Unit Count Reporting Income Three Year October Comparison

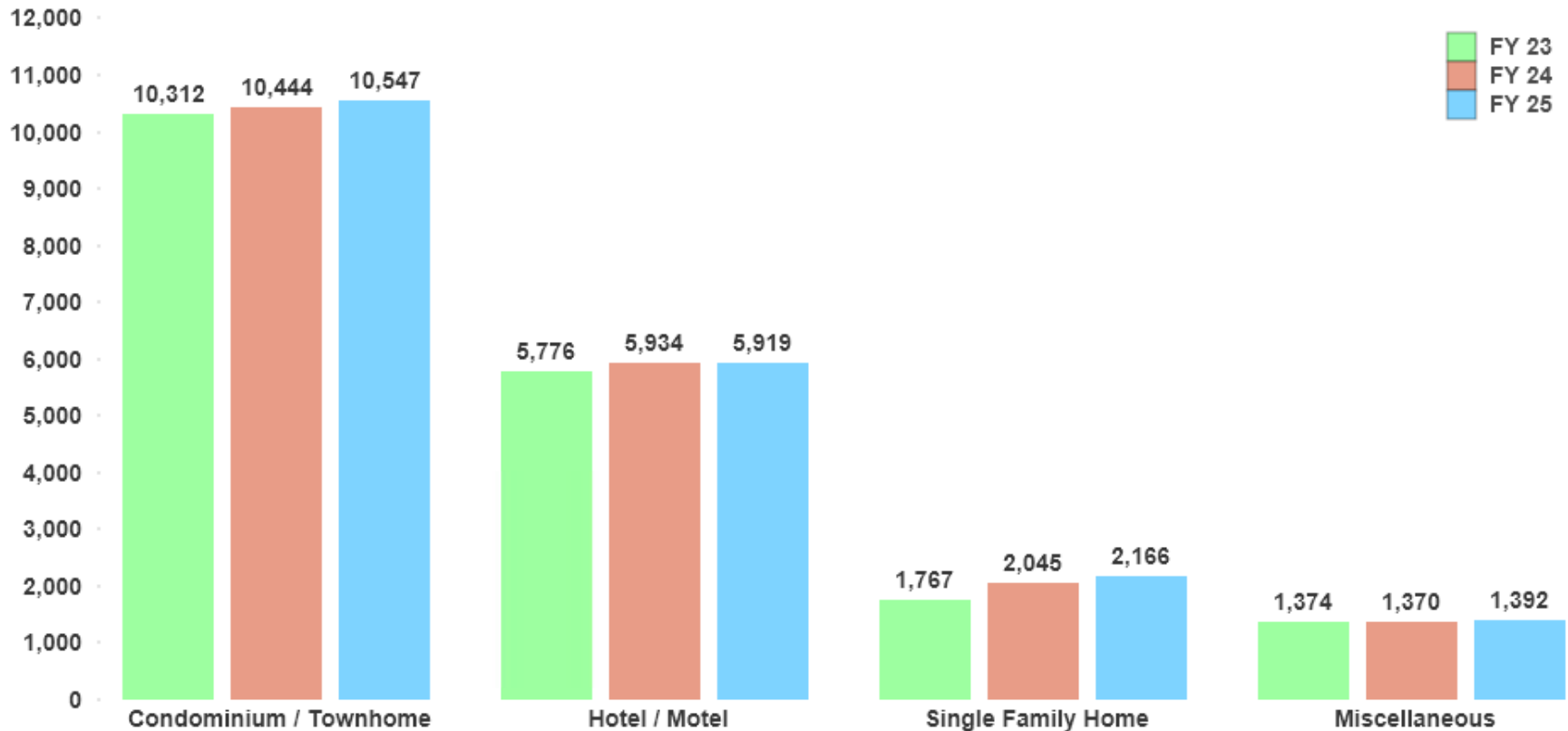


	Oct	Nov	Dec	Jan	Feb	Mar	Apr	May	Jun	Jul	Aug	Sep
FY 23	16,391	11,933	11,653	12,279	13,556	16,150	17,005	17,590	18,502	18,437	17,080	16,635
FY 24	16,372	12,212	11,876	12,437	13,513	17,208	17,372	18,366	19,098	19,055	17,543	16,679
FY 25	16,022											

Gross Rental Receipts Three Year October Comparison

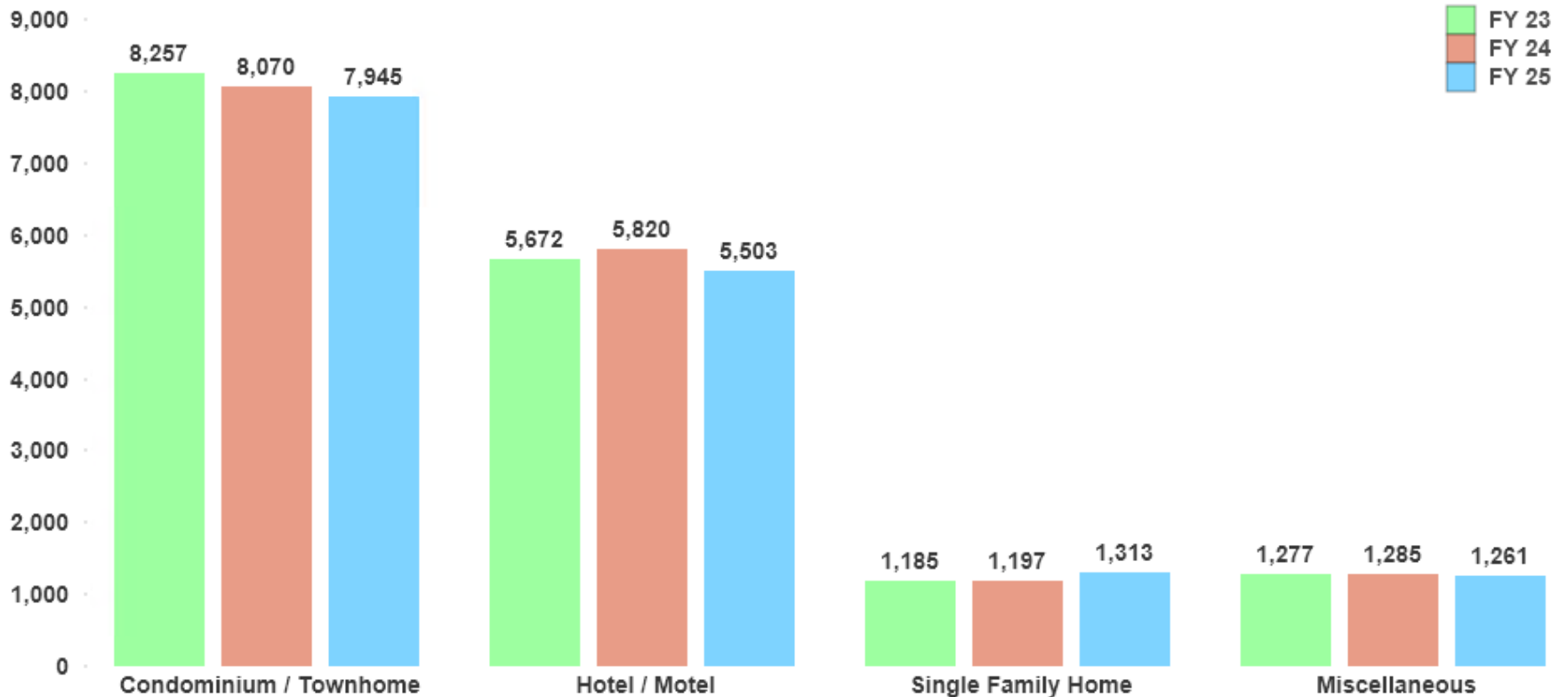


*Rounded to nearest whole dollar per each element

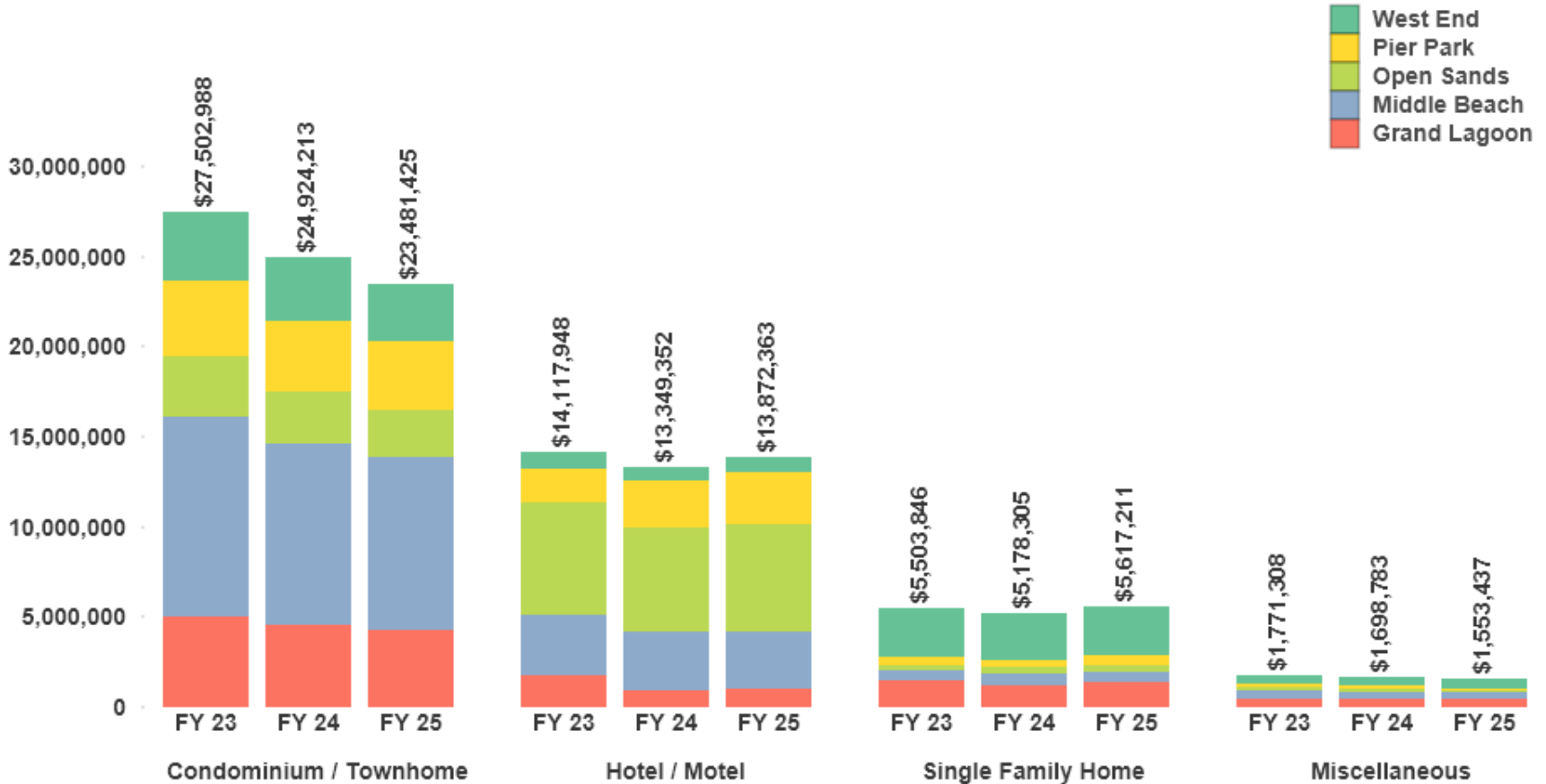


Miscellaneous Includes: Campgrounds, Apartments, Duplex / Multi-family and Timeshare properties.

Unit Count Reporting Income by Property Type - Three Year - October



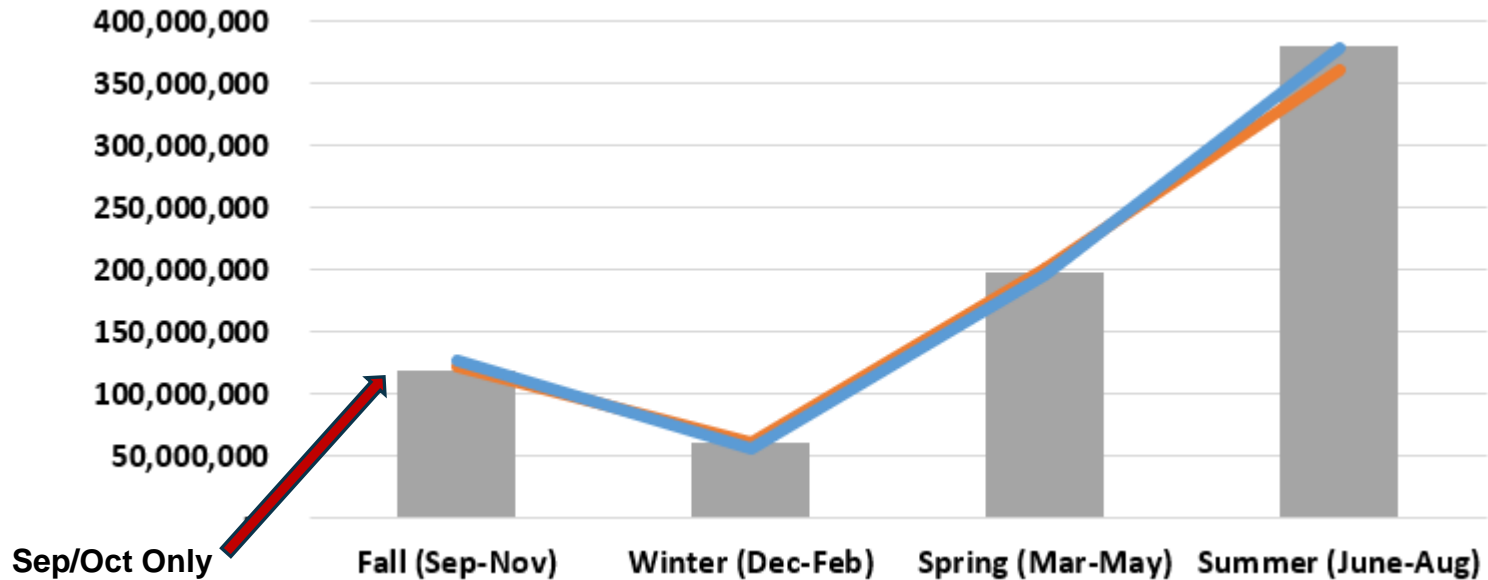
Miscellaneous Includes: Campgrounds, Apartments, Duplex / Multi-family and Timeshare properties.



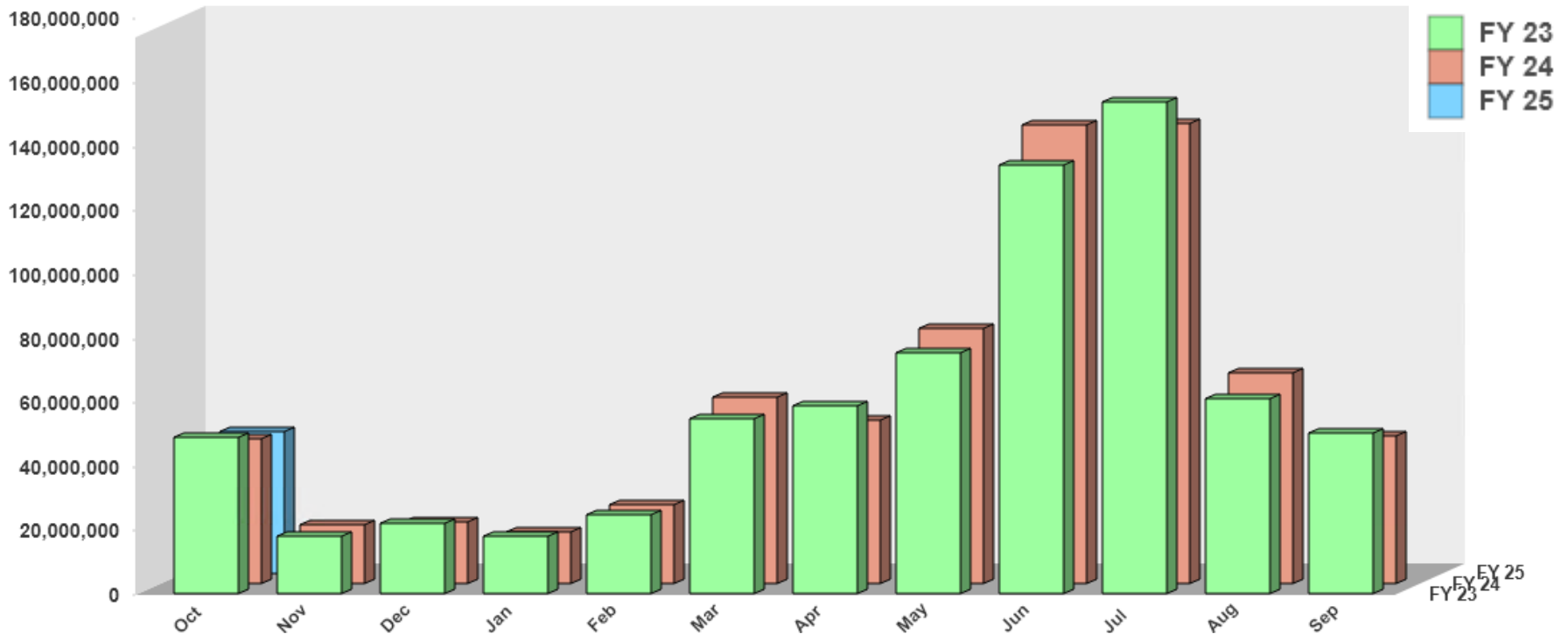
Miscellaneous Includes: Campgrounds, Apartments, Duplex / Multi-family and Timeshare properties.

***Rounded to nearest whole dollar per each element**

2023-2024 2022-2023 2021-2022



Fiscal Year Ending October 31, 2024



	Oct	Nov	Dec	Jan	Feb	Mar	Apr	May	Jun	Jul	Aug	Sep
FY 23	\$48,896,090	\$17,999,336	\$21,777,587	\$17,759,529	\$24,751,120	\$54,738,052	\$58,880,444	\$75,409,720	\$133,954,485	\$153,515,825	\$60,827,785	\$50,363,924
FY 24	\$45,150,652	\$18,531,620	\$19,216,950	\$16,195,068	\$24,461,707	\$58,309,685	\$51,003,800	\$79,861,215	\$143,433,365	\$143,964,793	\$65,793,863	\$46,121,390
FY 25	\$44,524,437											

*Rounded to nearest whole dollar per each element

MONTHLY TDT DATA DETAIL

Tourist Tax Data and Statistics Report for Panama City Beach Area for month ending: October 31, 2024



GIS_Zone_Desc	BedRoomGroup	Oct
West End	1 Bedroom	286
	2 Bedroom	563
	3+ Bedrooms	159
Pier Park	1 Bedroom	463
	2 Bedroom	482
	3+ Bedrooms	182
Open Sands	1 Bedroom	529
	2 Bedroom	290
	3+ Bedrooms	157
Middle Beach	1 Bedroom	1,359
	2 Bedroom	1,296
	3+ Bedrooms	816
Grand Lagoon	1 Bedroom	334
	2 Bedroom	768
	3+ Bedrooms	261

GIS_Zone_Desc	BedRoomGroup	Oct
West End	1 Bedroom	\$724,186.38
	2 Bedroom	\$1,702,298.64
	3+ Bedrooms	\$769,116.45
Pier Park	1 Bedroom	\$1,067,318.12
	2 Bedroom	\$1,895,601.48
	3+ Bedrooms	\$822,944.59
Open Sands	1 Bedroom	\$1,108,457.05
	2 Bedroom	\$805,887.14
	3+ Bedrooms	\$669,369.41
Middle Beach	1 Bedroom	\$2,711,418.93
	2 Bedroom	\$4,016,814.48
	3+ Bedrooms	\$2,946,503.73
Grand Lagoon	1 Bedroom	\$804,766.19
	2 Bedroom	\$2,283,603.08
	3+ Bedrooms	\$1,153,139.74

Reporting Units and Gross Receipts for Hotel/Motel, Single Family and Miscellaneous property types for month ending October 31, 2024

Hotel/Motel Units:	5,503
Hotel/Motel Gross Receipts:	\$13,872,363

Single Family Units:	1,313
Single Family Gross Receipts:	\$5,617,211

Miscellaneous Units:	1,261
Miscellaneous Gross Receipts:	\$1,553,437

Miscellaneous Includes: Campgrounds, Apartments, Duplex / Multi-family and Timeshare properties.

Supporting Data and Service Contributors

Dan Sowell, CFA
Bay County Property Appraiser

 **BILL KINSAUL**
CLERK OF COURT
& COMPTROLLER
BAY COUNTY



Bay County
Geographic Information System

Qlik 
QlikView NPrinting