

MONTHLY TDT ANALYSIS

Statistical and Graphical Reports for month ending January 31, 2025

Clerk of Court &
Comptroller
Report for Month
Ending
January 31, 2025

February 28th, 2025

Tourist Development Council
Bay County, Florida



Council Members:

Attached please find statistical and graphical reports for the four months ending January 31st, 2025. Reports included herein include the following:

1. The "Cash Collection Analysis" report reflects actual dollars collected for the period and may include monies for past due taxes from previous reporting periods. This is typically the result of enforcement actions and/or payments against delinquent accounts.
2. The "Cash/Accrual Breakdown" represents the attribution of collected revenue. As collection is an ongoing process, numbers will change as earnings are applied to the period in which they were earned.
3. Statistical and graphic data are presented in accordance with guidelines established by Florida Statute and are based on Gross Rental Receipts reported.

Please be advised that there are inherent limitations to these reports that include but are not limited to:

1. All information is unaudited.
2. Statistical and graphic reports are only for Panama City Beach as Mexico Beach and Panama City have limited property counts.
3. "Gross Receipts" represent only one element in the calculation of the taxes owed.
4. Third party data obtained to provide enhanced statistical data, such as bedroom count, is outside these regulations.
5. All statistics are based upon tax returns that have been submitted and paid, even when there is no income to report. Statistics are subject to change due to subsequent collections and future enforcement action.
6. Unit counts for hotels, motels, and miscellaneous properties are obtained from representatives of those properties.
7. Miscellaneous properties include campgrounds, apartments, duplex / multifamily and timeshare properties.

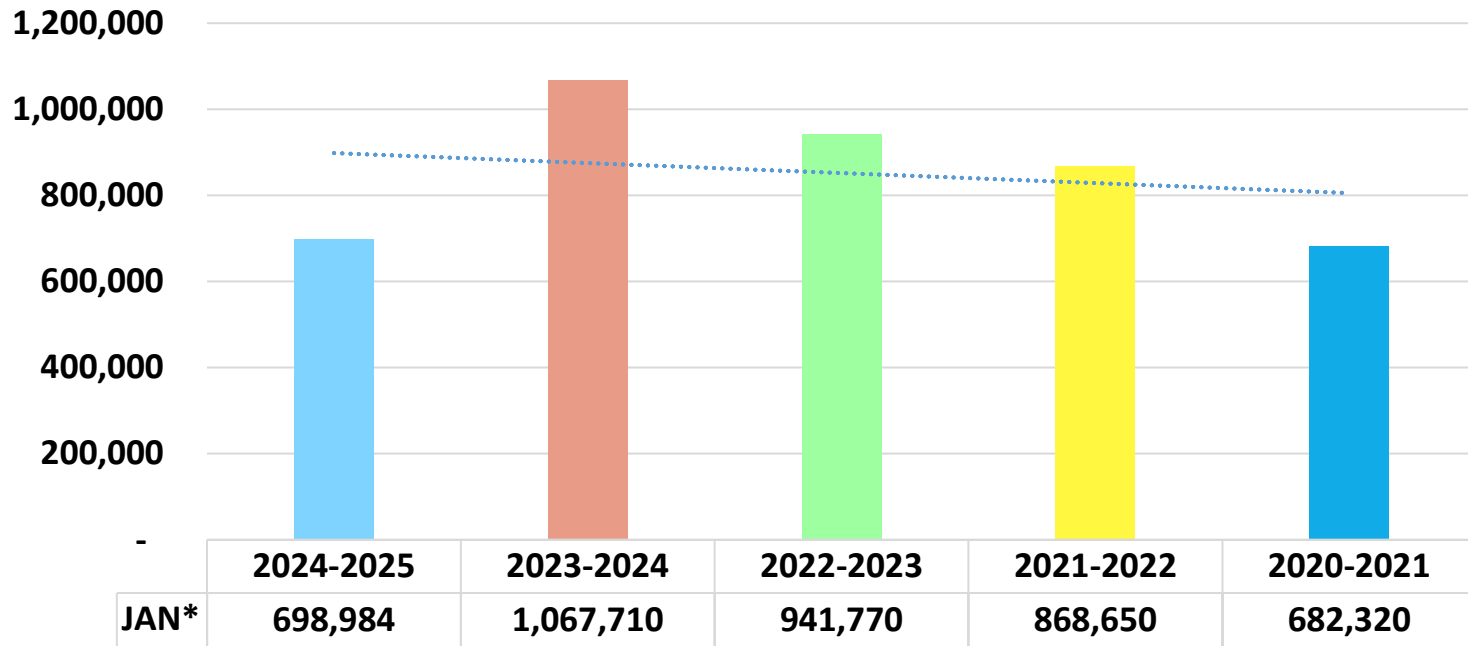
If I can be of further assistance to the Council, or should you wish to discuss this report further, please do not hesitate to contact me.

Sincerely,

Bill Kinsaul
Clerk of Court and Comptroller

Cash Collection Analysis: Panama City Beach

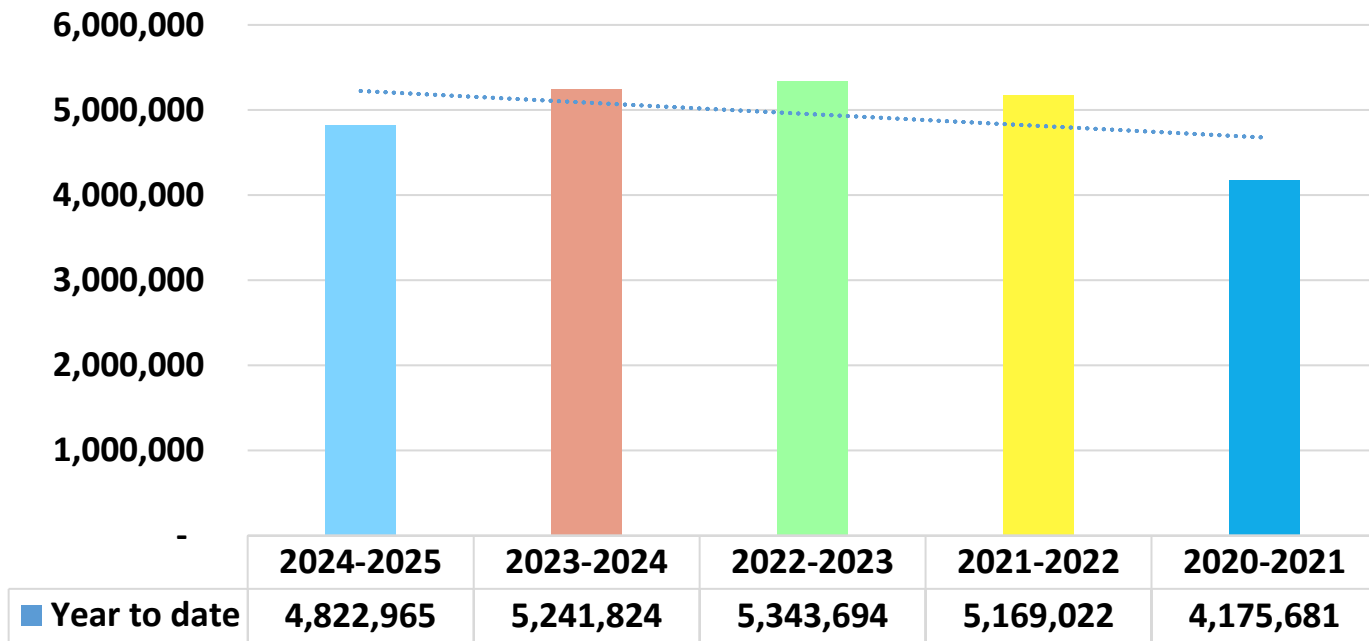
For the month ending
January 31, 2025



*Note: This report represents collections on a cash basis. The collection period is indicative of all cash receipts generated in the following month (i.e. February period collections are generated March 1st through March 31st; these figures will correspond with the March column in the Cash Accrual Breakdown).

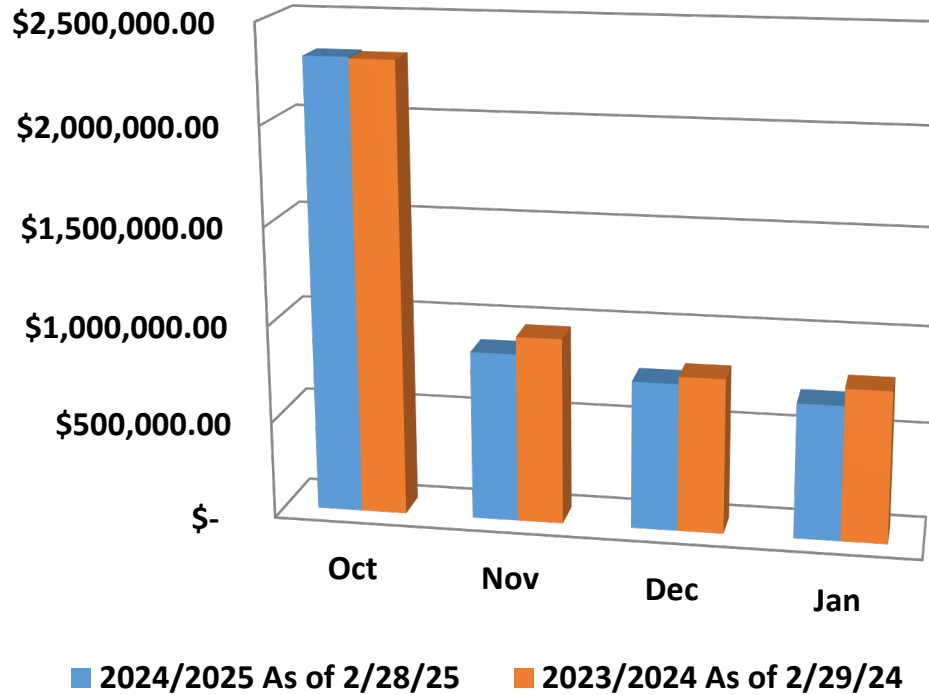
Cash Collection Analysis: Panama City Beach

For the four months ending
January 31, 2025



*Note: This report represents collections on a cash basis. The collection period is indicative of all cash receipts generated in the following month (i.e. February period collections are generated March 1st through March 31st; these figures will correspond with the March column in the Cash Accrual Breakdown).

Oct	\$ 2,316,971.58	\$ 2,309,496.27	\$ 7,475.31	0.32%	\$ 2,346,268.21
Nov	\$ 869,367.68	\$ 958,515.03	\$ (89,147.35)	-9.30%	\$ 959,299.59
Dec	\$ 760,768.83	\$ 797,916.93	\$ (37,148.10)	-4.66%	\$ 997,453.96
Jan	\$ 695,090.39	\$ 781,972.71	\$ (86,882.32)	-11.11%	
Feb-Sep	\$ 458.80	\$ 22,595.09			
	\$ 4,642,657.28	\$ 4,870,496.03	\$ (205,702.46)	-4.22%	\$ 4,303,021.76



Collected in						
	<u>Nov</u>	<u>Dec</u>	<u>Jan</u>	<u>Feb</u>	<u>Mar</u>	
Pre	\$ 90,357.19	\$ 49,090.21	\$ 38,972.89	\$ 1,887.70		\$ 180,307.99
Oct	\$ 2,266,392.81	\$ 43,321.35	\$ 6,091.46	\$ 1,165.96		\$ 2,316,971.58
Nov	\$ 11,951.39	\$ 841,904.03	\$ 14,343.38	\$ 1,168.88		\$ 869,367.68
Dec	\$ 43.39	\$ 11,798.53	\$ 745,484.44	\$ 3,442.47		\$ 760,768.83
Jan			\$ 3,980.02	\$ 691,110.37		\$ 695,090.39
Feb			\$ 125.00	\$ 208.80		\$ 333.80
Mar			\$ 125.00			\$ 125.00
Apr						\$ -
May						\$ -
Jun						\$ -
Jul						\$ -
Aug						\$ -
Sep						\$ -
Post						\$ -
	\$ 2,368,744.78	\$ 946,114.12	\$ 809,122.19	\$ 698,984.18	\$ -	\$ 4,822,965.27

Attributed period

*Note: This report delineates the attribution of collected revenue in a given reporting period.



Schedule of Collection Allocation

Panama City Beach

For the month ending January 2025

	Current period	Prior periods	Total
Taxes	691,086	5,993	697,079
Penalties	-	1,753	1,753
Interest	-	152	152
Total Collections	691,086	7,898	698,984

Fiscal year to date through January 2025

	Current period	Prior periods	Total
Taxes	4,489,173	281,978	4,771,151
Penalties	(5,294)	48,206	42,913
Interest	(1,444)	10,346	8,902
Total Collections	4,482,436	340,529	4,822,965

For the month ending January 2024

	Current period	Prior periods	Total
Taxes	789,162	241,169	1,030,331
Penalties	3,900	17,740	21,640
Interest	5	15,733	15,738
Total Collections	793,068	274,642	1,067,710

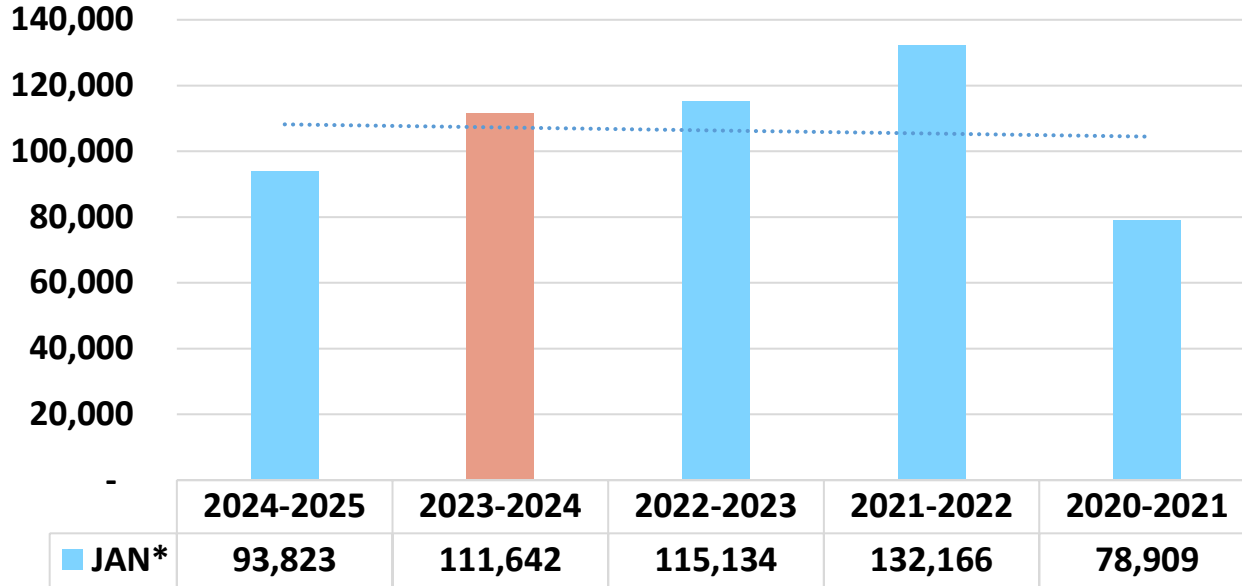
Fiscal year to date through January 2024

	Current period	Prior periods	Total
Taxes	4,644,874	492,091	5,136,965
Penalties	28,075	46,787	74,862
Interest	63	29,933	29,997
Total Collections	4,673,013	568,811	5,241,824

Cash Collection Analysis:

Panama City

For the month ending
January 31, 2025

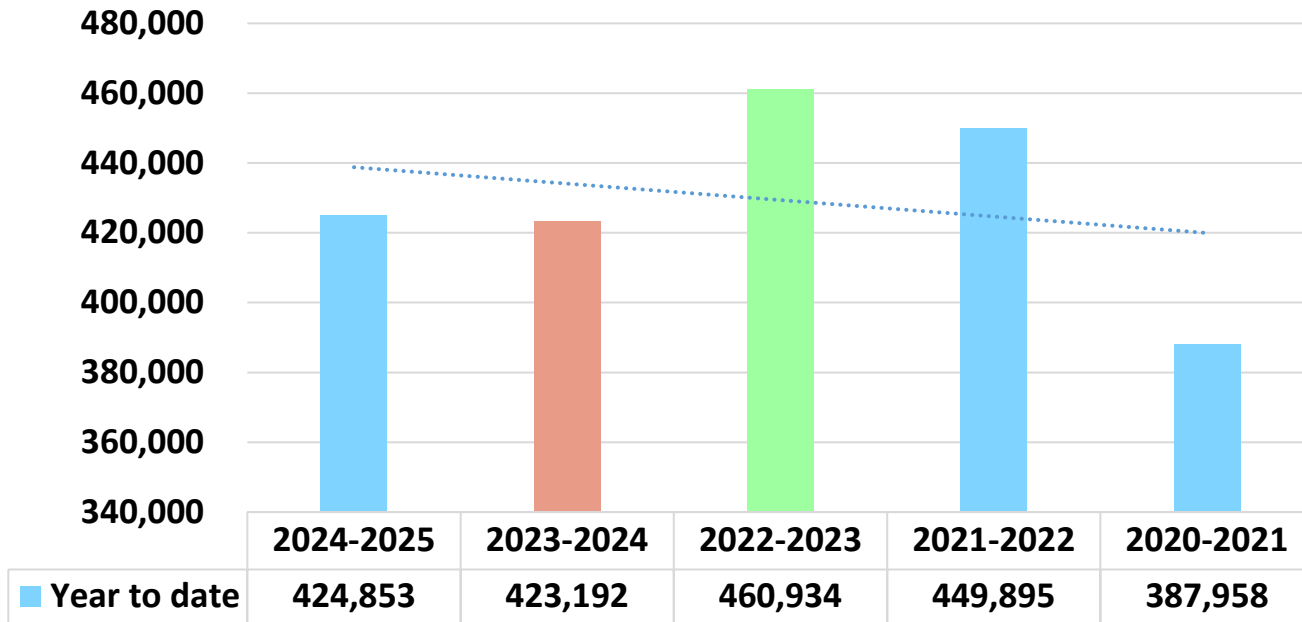


*Note: This report represents collections on a cash basis. The collection period is indicative of all cash receipts generated in the following month (i.e. February period collections are generated March 1st through March 31st; these figures will correspond with the March column in the Cash Accrual Breakdown).

Cash Collection Analysis:

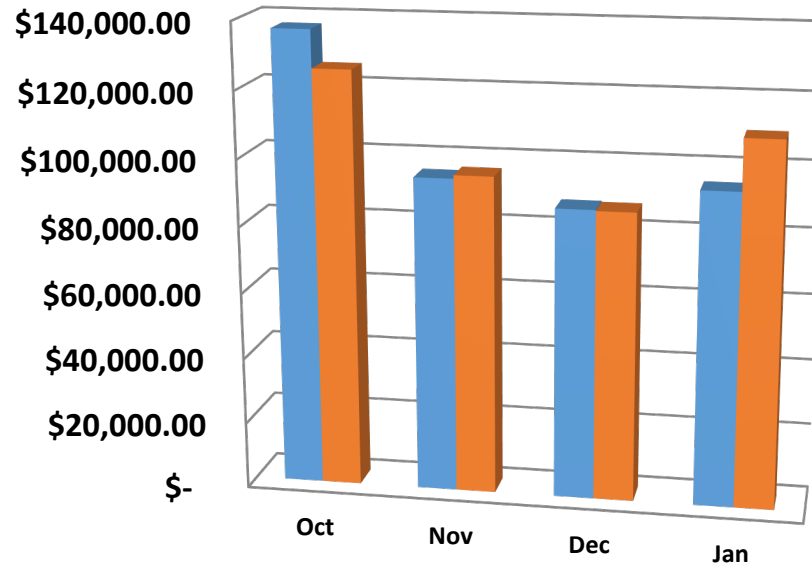
Panama City

For the four months ending
January 31, 2025



*Note: This report represents collections on a cash basis. The collection period is indicative of all cash receipts generated in the following month (i.e. February period collections are generated March 1st through March 31st; these figures will correspond with the March column in the Cash Accrual Breakdown).

Jan	\$ 94,393.97	\$ 109,751.85	\$ (15,357.88)	-13.99%
Feb-Sep	\$ -	\$ 209.42		



■ 2024/2025 As of 2/28/25 ■ 2023/2024 As of 2/29/24

Cash / Accrual Breakdown

Panama City FY2025

	Collected in					
	<u>Nov</u>	<u>Dec</u>	<u>Jan</u>	<u>Feb</u>	<u>Mar</u>	
Pre	\$ 7,548.47	\$ 486.84	\$ 3,040.83			\$ 11,076.14
Oct	\$ 131,451.02	\$ 5,304.54	\$ 100.00	\$ 110.01		\$ 136,965.57
Nov		\$ 92,900.69	\$ 1,969.27	\$ 99.19		\$ 94,969.15
Dec		\$ 1,104.50	\$ 86,263.60	\$ 80.11		\$ 87,448.21
Jan			\$ 860.44	\$ 93,533.53		\$ 94,393.97
Feb						\$ -
Mar						\$ -
Apr						\$ -
May						\$ -
Jun						\$ -
Jul						\$ -
Aug						\$ -
Sep						\$ -
Post						\$ -
	\$ 138,999.49	\$ 99,796.57	\$ 92,234.14	\$ 93,822.84	\$ -	\$ 424,853.04

Attributed period

*Note: This report delineates the attribution of collected revenue in a given reporting period.



Schedule of Collection Allocation Panama City

For the month and fiscal year ending January 2025 and 2024

For the month ending January 2025

	Current period	Prior periods	Total
Taxes	93,533	136	93,670
Penalties	-	150	150
Interest	-	3	3
Total Collections	93,533	289	93,823

Fiscal year to date through January 2025

	Current period	Prior periods	Total
Taxes	404,472	16,511	420,983
Penalties	50	3,562	3,612
Interest	(5)	263	258
Total Collections	404,517	20,336	424,853

For the month ending January 2024

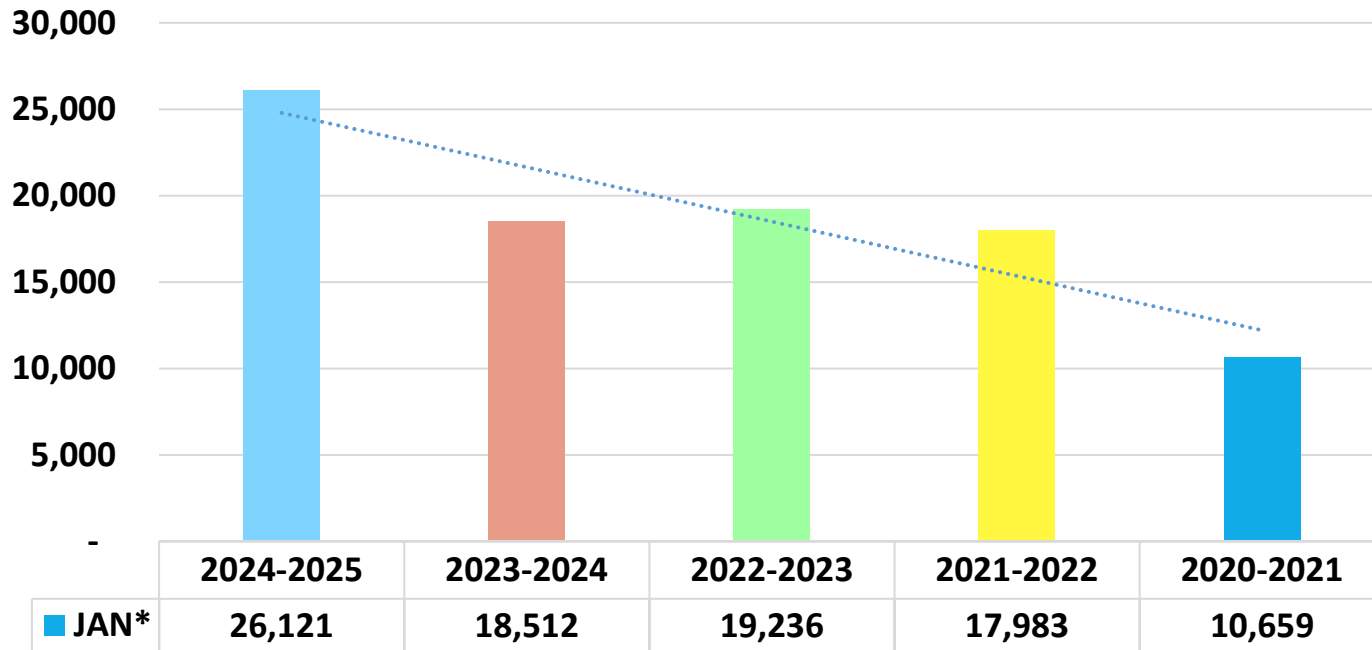
	Current period	Prior periods	Total
Taxes	109,558	770	110,328
Penalties	150	1,150	1,300
Interest	0	15	15
Total Collections	109,708	1,934	111,642

Fiscal year to date through January 2024

	Current period	Prior periods	Total
Taxes	415,993	3,950	419,942
Penalties	657	2,509	3,166
Interest	1	83	84
Total Collections	416,650	6,542	423,192

Cash Collection Analysis: Mexico Beach

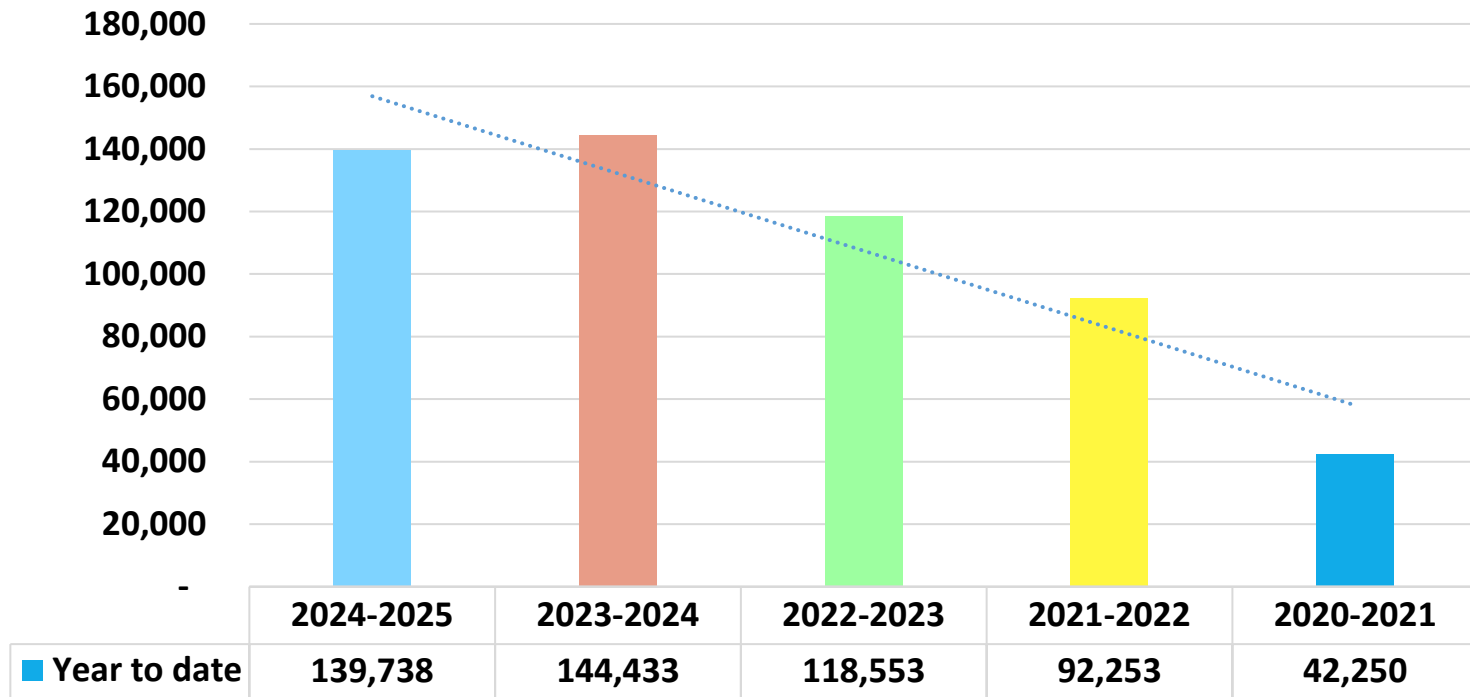
For the month ending
January 31, 2025



*Note: This report represents collections on a cash basis. The collection period is indicative of all cash receipts generated in the following month (i.e. February period collections are generated March 1st through March 31st; these figures will correspond with the March column in the Cash Accrual Breakdown).

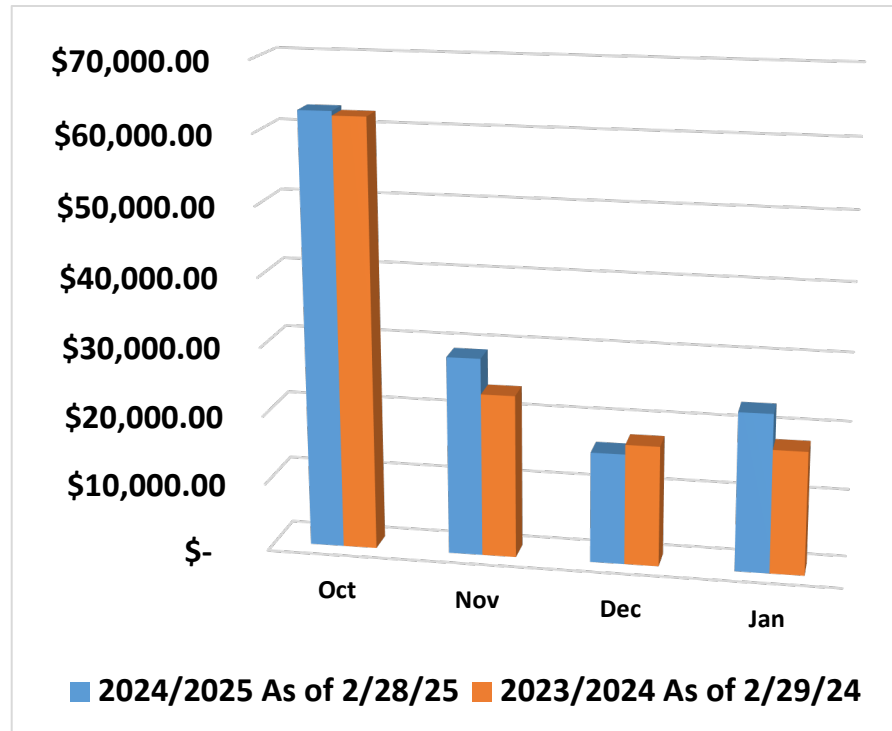
Cash Collection Analysis: Mexico Beach

For the four months ending
January 31, 2025



*Note: This report represents collections on a cash basis. The collection period is indicative of all cash receipts generated in the following month (i.e. February period collections are generated March 1st through March 31st; these figures will correspond with the March column in the Cash Accrual Breakdown).

Accrual Attribution Data					
	<u>2024/2025 As</u>	<u>2023/2024 As</u>	<u>Variance</u>	<u>Variance %</u>	<u>2023/2024</u>
	<u>of 2/28/25</u>	<u>of 2/29/24</u>			<u>FINAL 2/28/25</u>
Oct	\$ 62,766.88	\$ 62,139.26	\$ 627.62	1.01%	\$ 66,015.47
Nov	\$ 28,888.66	\$ 23,752.27	\$ 5,136.39	21.62%	\$ 24,057.35
Dec	\$ 16,155.56	\$ 17,553.27	\$ (1,397.71)	-7.96%	\$ 28,420.39
Jan	\$ 23,136.30	\$ 18,007.56	\$ 5,128.74	28.48%	
Feb-Sep	\$ -	\$ 442.75			
	\$ 130,947.40	\$ 122,337.86	\$ 9,495.04	7.76%	\$ 118,493.21



Collected in						
	<u>Nov</u>	<u>Dec</u>	<u>Jan</u>	<u>Feb</u>	<u>Mar</u>	
Pre	\$ 1,522.83	\$ 3,915.66	\$ 417.75	\$ 2,934.39		\$ 8,790.63
Oct	\$ 61,688.94	\$ 768.66	\$ 309.28	\$ -		\$ 62,766.88
Nov	\$ 20.00	\$ 28,645.90	\$ 222.76	\$ -		\$ 28,888.66
Dec		\$ 826.87	\$ 15,278.69	\$ 50.00		\$ 16,155.56
Jan				\$23,136.30		\$ 23,136.30
Feb						\$ -
Mar						\$ -
Apr						\$ -
May						\$ -
Jun						\$ -
Jul						\$ -
Aug						\$ -
Sep						\$ -
Post						\$ -
	\$ 63,231.77	\$ 34,157.09	\$ 16,228.48	\$26,120.69	\$ -	\$139,738.03

Attributed period

*Note: This report delineates the attribution of collected revenue in a given reporting period.



Schedule of Collection Allocation Mexico Beach

For the month and fiscal year ending January 2025 and 2024

For the month ending January 2025

	Current period	Prior periods	Total
Taxes	23,137	2,433	25,570
Penalties	-	50	50
Interest	(0)	501	501
Total Collections	23,137	2,984	26,121

Fiscal year to date through January 2025

	Current period	Prior periods	Total
Taxes	126,150	11,326	137,475
Penalties	(250)	1,499	1,249
Interest	(3)	1,017	1,014
Total Collections	125,897	13,842	139,739

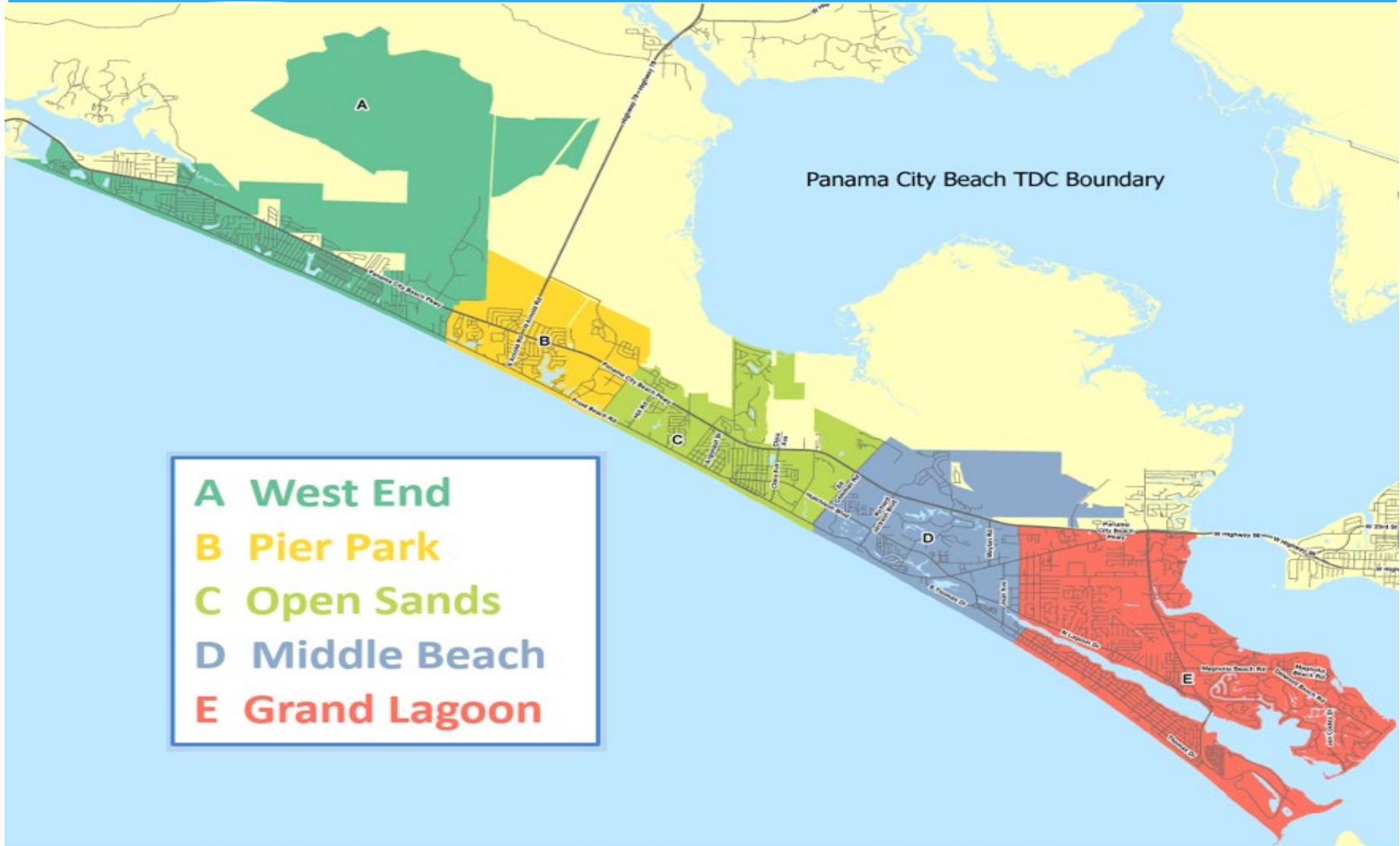
For the month ending January 2024

	Current period	Prior periods	Total
Taxes	17,795	365	18,160
Penalties	100	250	350
Interest	-	2	2
Total Collections	17,895	617	18,512

Fiscal year to date through January 2024

	Current period	Prior periods	Total
Taxes	119,205	20,092	139,297
Penalties	858	3,442	4,300
Interest	2	834	836
Total Collections	120,065	24,368	144,433

TDC Zones: Panama City Beach and Surrounding



Seasonal Gross Receipts Three Year Comparison

